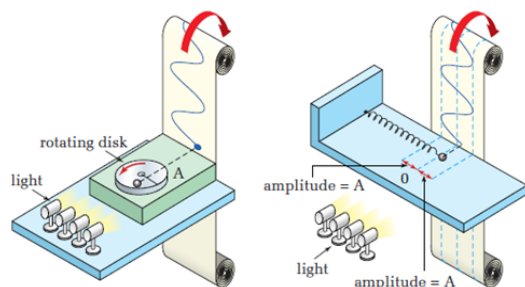
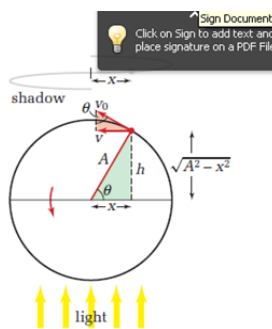




## PROJECTED CIRCULAR MOTION



**Figure 13.4** The shadows of (A) the marker on the edge of a rotating disk and of (B) a mass on the end of a spring are recorded on a tape that is moving at a constant speed.



**Figure 13.5** The disk of radius  $A$  is rotating counterclockwise at a constant speed.

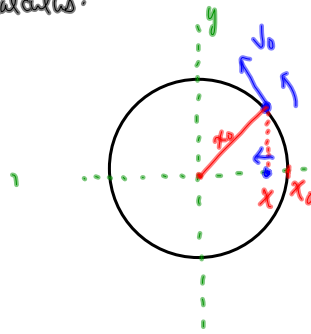
Projected Circular Motion

Recall the defining equation for SHM:  $a = -\omega^2 x$

$$\frac{d}{dt} \left( \frac{dx}{dt} \right) = -\omega^2 x$$

↑  
to solve for  $x$  we would need to use calculus.

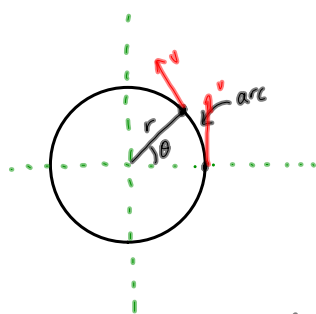
By using projected circular motion, we can develop equations for  $x$  without using calculus.



Body moving with a constant speed  $v_0$  around a circle of radius  $x_0$

The projection of the circular motion onto the  $x$ -axis is SHM of amplitude  $x_0$  and a maximum speed of  $v_0$ .

Review of Circular Motion:



$$\theta = \frac{\text{arc}}{r} \quad (\theta \text{ is in radians})$$

$$1^\circ = \frac{\pi}{180} \text{ radians}$$

$$\text{or: } 180^\circ = \pi \text{ radians}$$

angular speed: (angular frequency)  $\omega = \frac{\theta}{t}$  (definition)

phase angle:  $\theta = \omega t$

(for one complete rotation)  $\Rightarrow \omega = \frac{2\pi}{T} \quad \text{or} \quad 2\pi f$   
 $\theta = 2\pi$  and  $t = T$

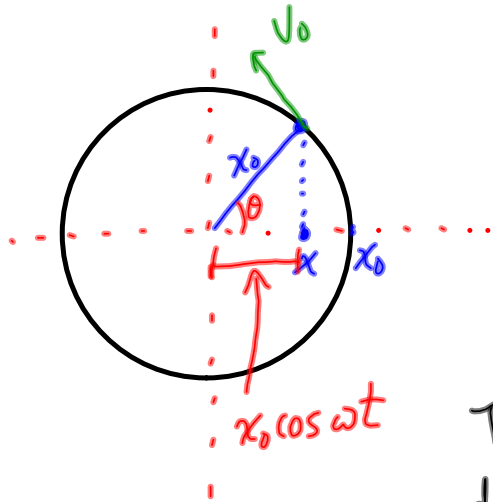
linear speed around the circle:  $v = r\omega$

the centripetal acceleration:  $a = \frac{v^2}{r}$

$$a = \frac{r^2 \omega^2}{r}$$

$$a = r\omega^2$$

Horizontal Components of displacement  $x$  of the revolving body:



Consider the object moving counter-clockwise with constant speed around the circle of radius  $x_0$ .

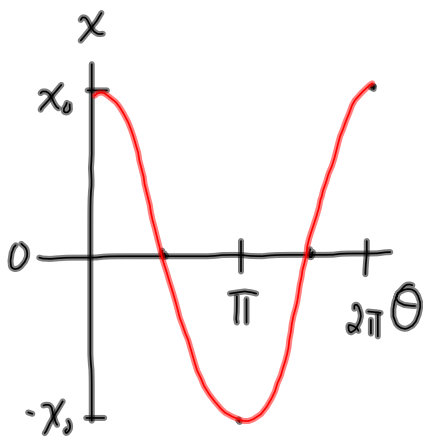
$$\theta = \omega t$$

The horizontal component of the displacement:

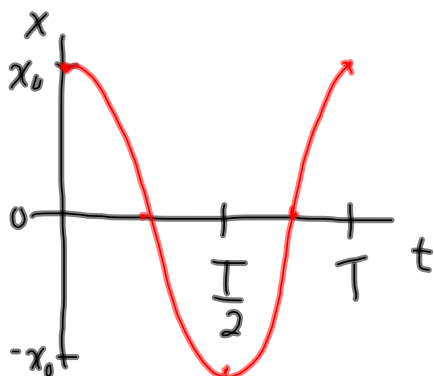
$$x = x_0 \cos \theta$$

$$x = x_0 \cos \omega t \quad \text{where: } \omega = \frac{2\pi}{T}$$

$$\omega = 2\pi f$$

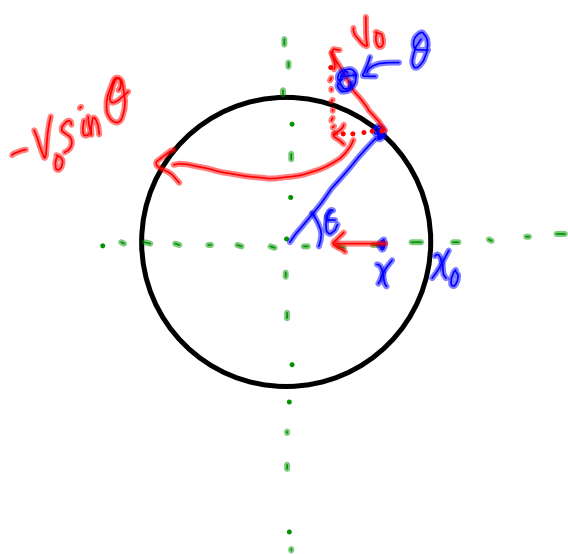


Graph of  $x$  vs  $\theta$



Graph of  $x$  vs  $t$

# Horizontal Components of the velocity $v$ of the revolving body



The horizontal component:

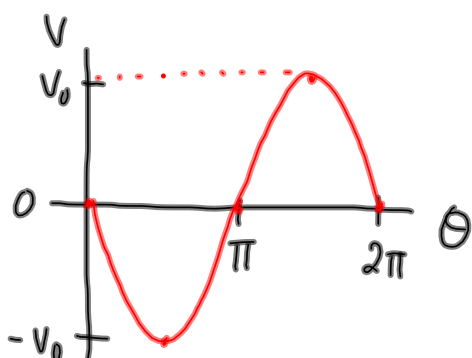
$$v = -v_0 \sin \theta$$

$$v = -v_0 \sin \omega t$$

recall:  $v = r\omega$  (general)  
so  $v_0 = x_0\omega$

$$v = -x_0\omega \sin \omega t$$

Graph of  $v$  vs  $\theta$ :

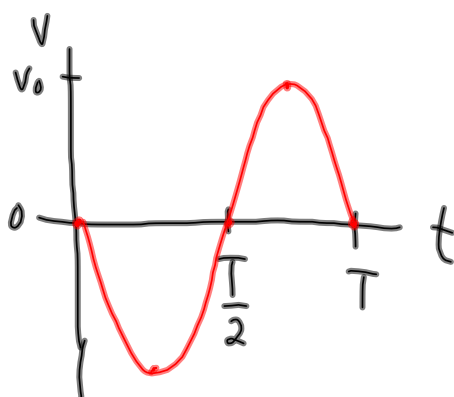


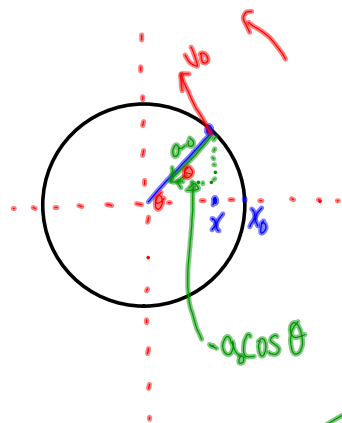
(note: this is a reflection of sin)

$$v = -v_0 \sin \theta$$

← amplitude of the sinusoidal function (is on the graph)  
↑ reflection

Graph of  $v$  vs  $t$



Horizontal Components of Acceleration  $a$  of the revolving body

The horizontal component:

$$a = -a_0 \cos \theta$$

( $a_0$  is the centripetal acceleration)

$$a = -a_0 \cos \omega t$$

$$a = -x_0 \omega^2 \cos \omega t$$

$$a_0 = \frac{v^2}{r}$$

$$a_0 = \frac{v^2 \omega^2}{\omega^2}$$

$$a_0 = \frac{v^2}{\omega^2 r}$$

recall:

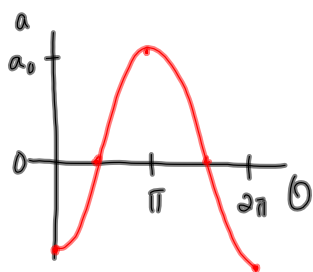
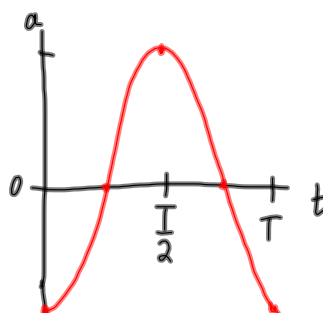
$$x = x_0 \cos \omega t$$

$$a = -\omega^2 x$$

This is the defining equation!

Surprise!

This equation proves that projected circular motion is SHM.

Graph of  $a$  vs  $\theta$ Graph of  $a$  vs  $t$ 

Summary:

Using projected circular motion as SHM, one solution to the defining equation  $a = -\omega^2 x$  is:

$$x \Rightarrow x = x_0 \cos \omega t \quad \text{where } \omega = \frac{2\pi}{T} = 2\pi f$$

$$v \Rightarrow v = -v_0 \sin \omega t \quad \text{or} \quad v = -x_0 \omega \sin \omega t$$

$$a \Rightarrow a = -a_0 \cos \omega t \quad \text{or} \quad a = -x_0 \omega^2 \cos \omega t$$

$$(a = -\omega^2 x)$$